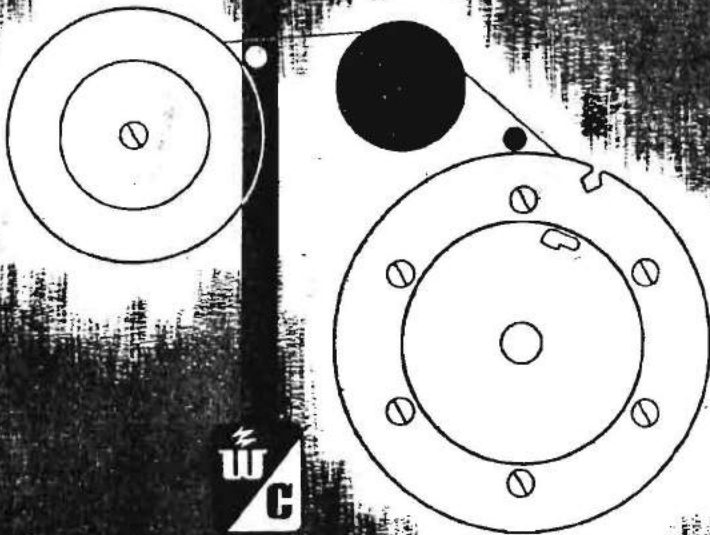
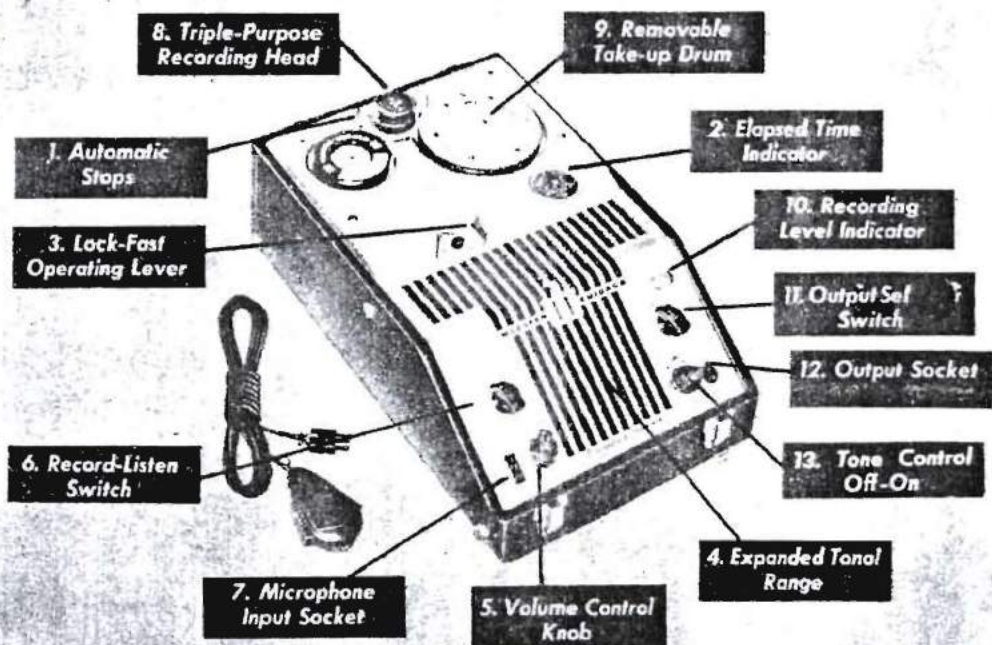


*Instructions* for operating  
**WEBSTER-CHICAGO MODEL 180**  
*Electronic Memory Wire Recorder*





## Record-O-Magic Controls

and what they do

**1. Automatic Stops**—these stops shut off the entire recorder automatically at the end of the wire in either direction. They reset automatically when the control lever is moved to "stop."

**2. Elapsed Time Indicator**—Times every recording, or can be reset to zero manually for timing any section of a recording.

**3. Lock-Fast Operating Lever**—Controls the motion of either spool for recording, listening or rewinding. Resets the Automatic Stops when the lever is placed at "Stop" position. This lever also controls a set of "Memory" brakes that prevent the drums from running too fast, snarling the wire. Accordingly, a foot pedal switch should not be used on the Model 180 *Electronic Memory*.

**4. Expanded Tonal Range**—The result of expert engineering in the amplifier design. Makes it possible to record and play back voice or music with clear, life-like tonal quality.



**5. Volume Control Knob**—It's turned exactly radio volume control. It should never be too loud, or distortion will result. Always the volume to a point where the Recording Indicator just flashes on the loudest "pea" voice or music. Do not increase the volume the low-level parts of a recording, or the dynamic range of the original program (the loud and soft passages) will be "compressed" a play back will be all at one volume level.

**6. Record-Listen Switch**—For recording or listening this switch is turned to "Record." For listening is turned to "Listen." This switch should be turned to "Listen" before rewinding to the possibility of an accidental erasure.

**7. Input Socket**—Fits the three-prong "Jones" on the microphone cord.

**8. Triple-Purpose Recording Head**—Records, back and erases. While operating, the recording head rises and falls to wind the wire even smoothly on either spool.

**9. Removable Take-up Drum**—Lifts right mandrel for quick, easy change of wire when continuous recording for over an hour is desired.

**10. Recording Level Indicator**—This tells you your volume control is properly adjusted. The light flashes only on the loudest voice or music being recorded, the volume adjusted correctly.

**11-12. Output Selector Switch and Socket**—Turn this switch to No. 1 position permits listening to wire recordings through the internal speaker on the Model 180. No. 2 position connects the 500 Ohm winding of the output transformer to the output socket for an auxiliary loudspeaker with 500 Ohm input. No. 3 position is for using the Model 180 through a public address system, high fidelity amplifier, your radio receiver or crystal headphones. This is a "low impedance" output. **USE ONLY CRYSTAL HEADPHONES** when monitoring.

**13. Tone Control Knob**—Also the "Off-On" switch. It controls both the amplifier and the tone. During recording this knob should be turned the way to the right to record higher frequencies. In listening it can be adjusted to individual tastes.


Radio Spac



Treasured Radio Programs—Record the radio programs... Variety shows... popular music... symphonies... special events.



Story-time for—Stories by Mom and Dad are always available for the children.




Music Practice—Real progress by comparison for the music student.



Family Reunions—These get-togethers, parties and family gatherings are fun to listen to later.



Doctors—Take histories and examinations. Operations and lectures for accurate analysis.



Interviews—Take many, many interviews, recordings and make them for the news.



Marketing—Sales training, conferences, field trips, inventories and many other applications.

**WEBSTER-CHICAGO**  
*Electronic Memory*  
**WIRE RECORDER**



*Accessories*



LA 7-4080

● Have you started recordings of your growing children's voices? Sound will make so much more of those snapshots in later years. Grandma should be on wire, too. The thrill of hearing her voice in a few years will be ample reward in itself for your entire wire-recording

investment. Friends will sit up and notice your movies and slide films if you play a prepared commentary to accompany them. Keep your Electronic Memory handy and you will always be grateful for wonderful wire-recordings.

For Extra Utility,  
Convenience and  
enjoyment of your  
**ELECTRONIC MEMORY**  
**WIRE RECORDER**


*Scientific Radio Service*

**WEBSTER-CHICAGO**  
5610 Bloomingdale Avenue  
Chicago, Illinois

Webster-Chicago Accessories provide the wire recording enthusiast with extra latitude and closer control of wire recording techniques as his desires and needs expand. The standard Electronic Memory is designed to be simple and admirably achieves that end. When the user proves its simplicity to himself, however, he very naturally finds uses for wire recordings which he had not foreseen and perfects his manipulation of the unit until he requires additional refinements with which to reach his new level of ability and discernment.

Model 83 Control Box and Recording Level Indicator is a desirable aid to making fine recordings with the Model 80 Electronic Memory. It attaches easily to the Model 80 and provides push-button control for recording direct from the radio or with the microphone, and playback through Model 80 speaker or your radio. Favorite radio programs can be recorded while you are busy elsewhere. Model 83 operates independently of volume control on the radio. Recording level indicator meter assures perfect control of recording volume.

Model 83 complete.....\$29.95



Webster-Chicago Pre-tested Recording Wire is made from non-rusting stainless steel and is always bright, smooth and easy to handle. It is tested and retested for magnetic, physical and chemical characteristics which assure you of quality tone reproduction, long life and maximum operating facility. It is furnished in quarter, half and full hour spools, always uniform, always dependable. A Nylon leader prevents its detachment from the supply spool and simplifies threading.

No. W-173, ¼ hour spool, each.....\$2.00  
 No. W-174, ½ hour spool, each.....\$3.00  
 No. W-175, full hour spool, each.....\$5.00

Empty Spools are extremely useful for editing and storing excerpts from other spools, transferring, rewinding, spot recording, etc. Available in metal or bakelite. Keep some on hand. (Bakelite spools take up to ½ hour recordings only.)

No. SP-077—Empty Bakelite Spool, each..\$0.50  
 No. SP-176—Empty Metal Spool, each....\$0.75



Model 165 Portable Record Changer is ideal for recording discs directly on the Model 80 Electronic Memory, or as a light-weight portable unit for reproducing records over indoor or outdoor amplifier systems. Model 44, shown below, is a companion piece. Each is self-contained and covered in attractive burgundy leatherette.

Model 165 complete.....\$39.95  
 West of the Rockies.....\$42.50



Album for Recorded Wire Spools is a must for the Wire Recording fan. Album is of sturdy cardboard, covered in burgundy semi-waterproof embossed paper. Contains 10 spool-size boxes finished in grey gloss. Titles may be written on the small boxes. Build a library of worthwhile wire recordings.

No. AL-177—Recorded Wire Spool Album, each.....\$1.50



Model 66 Portable Amplifier may be used to increase the playback volume of the Model 80 Electronic Memory. For larger rooms or halls. Used with the Model 165 Portable Record Changer above, this fine amplifier provides fine quality record reproduction. Model 66 is light-weight and covered in burgundy leatherette to match Models 165 and 80.

Model 66.....\$39.95  
 West of the Rockies.....\$42.50



MM-38 Microphone for spare or replacement is the streamlined type for comfortable positioning in the hand. Equipped with a sensitive crystal capable of fine tone pick-up and 8 foot cord and plug.

MM-38—Microphone, complete.....\$14.00



Microphone Stand for use with standard MM-38 Crystal Microphone is an accessory which you will certainly want. It is streamlined to match, has a sturdy cast metal base and cradles the microphone with a lock of the wrist. Use it for any stationary placement of the microphone, recording long programs, etc.

MS-111 Microphone Stand (for use with Webster-Chicago MM-38 Microphone), complete.....\$1.75



Webster-Chicago Wire Conditioner is a special alloy permanent magnet mounted on a base. It will effectively "erase" and demagnetize a wire as the wire rubs against it.

No. WC-286—Wire Conditioner, each.....\$1.75



Input Cord Assembly is a valuable adjunct to the Electronic Memory Wire Recorder. The input plug fits the receptacle normally used for microphone and provides direct recording from radio or record changer, thus eliminating background noise.

No. CA-924 Input Cord Assembly, 10 ft. length, complete.....\$1.75



Output Cord Assembly connects the output of Model 80 Electronic Memory to an outside A.C. speaker or amplifier for increased wire recorder playback volume where desired.

No. CA-924—Output Cord Assembly, 10 foot length, complete.....\$1.75

